

**2010**  
**Montgomery County**  
**Household Hazardous Waste  
& Electronics Collection Program**



Montgomery County  
Commissioners

James R. Matthews, Chairman  
Joseph M. Hoeffel, Vice Chairman  
Bruce L. Castor, Jr., Commissioner



FOR MORE INFORMATION CALL  
MONTGOMERY COUNTY RECYCLING HOTLINE (610) 278-3618  
OR VISIT ([www.montgomerycountycycles.org](http://www.montgomerycountycycles.org))

**Indian Valley Middle School**  
**Saturday, April 24, 2010**

130 Maple Ave.  
Harleysville, PA 19438  
Lower Salford Township  
**9AM – 3PM**

**Abington Junior High School**  
**Thursday, August 12, 2010**

Rear Faculty Parking Lot  
970 Highland Ave.  
Abington, PA 19001  
**9AM – 3PM**

**Temple Univ. – Ambler Campus**  
**Saturday, June 19, 2010**

Butler Pike Entrance ONLY  
Student Parking Lot  
Upper Dublin Township  
**9AM – 3PM**

**Spring-Ford Flex School**  
**Saturday, August 21, 2010**

833 South Lewis Rd.  
Royersford, PA 19468  
Upper Providence Township  
**9AM – 3PM**

**Mont. Co. Community College**  
**Saturday, July 17, 2010**

Enter near 473 Cathcart Rd.  
Blue Bell, PA 19422  
Whitpain Township  
**9AM – 3PM**

**Lower Merion Twp Public Works**  
**Saturday, October 23, 2010**

1300 N. Woodbine Ave.  
Penn Valley, PA 19072  
Lower Merion Township  
**9AM – 3PM**

- This program is a community service to the residents of Montgomery County and the 4 Southeastern Pennsylvania County Region (Bucks, Chester, Delaware, Philadelphia) ONLY and is NOT open to businesses, institutions or industry.
- All collection events will accept HHW (Household Hazardous Waste and Electronics).
- All collection events will be held from 9:00AM – 3:00PM.



**2010**

# Household Hazardous Waste & Electronics Collection Program

## ACCEPTABLE Items

### Paint Products

Oil-based Paint  
Paint Thinner  
Turpentine  
Shellac  
Turpentine  
Stains & Varnish  
Furniture Stripper & Finisher  
Wallpaper Cement



### Automotive Products

Grease & Rust Solvents  
Fuel Additives  
Motor Oil  
Antifreeze  
Gasoline  
Carburetor Cleaners  
Transmission/Brake Fluid  
Lead Acid Batteries



### Outdoor Products

Swimming Pool Chemicals  
Weed Killers  
Septic Tank Degreasers  
Asphalt Sealers  
Caulking Compounds  
Joint Compound  
Roof Cements  
Rodent Poison



### Household Products

Drain/Oven Cleaners  
Rug Cleaners  
Kerosene  
Toilet Bowl Cleaners  
Adhesives/Solvents  
Mothballs/Flakes  
Spot Removers  
Dry Cleaning Fluid  
Wood & Metal Cleaners



### Miscellaneous

Acids, Caustics, Solvents  
Flammables  
Oxidizers  
Organic Peroxide  
Reactives  
Lead  
Pesticides  
Mercury Bearing Items  
Propane Cylinders (20lb or less)  
Rechargeable Batteries















### Electronic Equipment

CRT Monitors  
CPU's  
Cameras  
Cell Phones  
Fax Machines  
Scanners/Printers  
TV (30" and smaller)  
Computer Peripherals



## NOT Acceptable Items

-  Latex Paint – NOT Hazardous (Throw in trash after it is dried out completely.)
-  Alkaline Batteries – NOT Hazardous (Throw in trash if made after 1996.)
-  Appliances/White Goods – Contact your township or trash/recycling hauler to schedule a pick up.
-  Explosives & Ammunition – Contact your local police department or the Montgomery County Bomb Squad.
-  Tires – Bring to a County Tire Collection event or call 610-278-3618 for additional options.
-  Infectious or Medical Waste
-  Radioactive Waste
-  Asbestos
-  Air Conditioners – Contact your township or trash/recycling hauler to schedule a pick up or call 610-278-3618 for more information.
-  De/Humidifiers –
-  Refrigerators -
-  Smoke Detectors – Send back to the manufacturer. Check the back of the item for more information.

### How to Package Household Hazardous Waste for Transportation

The guidelines for safely transporting Household Hazardous Waste to collection sites are as follows:

1. Keep all products in original containers with labels intact.
2. Wrap leaking containers in newspaper and place in a plastic bag or garbage container.
3. Make sure all lids and caps are tight.
4. Place items securely in a box for transport. Use newspaper or cardboard as filler.
5. Place chemicals, which will react with one another, in separate parts of the vehicle.
6. DO NOT leave materials in hot, unventilated area for long periods of time.
7. DO NOT SMOKE NEAR CHEMICALS!



**For More Information or Directions call (610) 278-3618  
or Visit our Website at [www.montgomerycountycycles.org](http://www.montgomerycountycycles.org)**